

### It's About the Tray

#### Square Trays! No Jams!

Square trays are the key to successful secondary packaging. Lantech Tray Erectors are the key to square trays.



#### Why Square Trays Matter

Square trays pack better, stack better, and protect better. They provide the structural integrity to deliver the performance their designer intended.

Fact: trays lose 30% of their stacking strength if their sides are not aligned.

There are barriers to erecting square trays. Thinner corrugated, temperature and humidity changes, and variations in tray blanks can cause trays to be “unsquared” or lead to machine jams.



Lantech Tray Erectors overcome these barriers through precise tray management and 100% control of trays throughout the entire erecting process, ensuring your trays perform as designed and are produced with maximum efficiency.

**Square trays work better!**

#### How Lantech Tray Erectors Make Square Trays

From the moment a blank enters the magazine until it exits the tray erector as a properly formed and 4 sides sealed tray, it is under complete control.




**90° Angles on  
all 4 sides!**

A unique pickup frame pulls the tray blank from the magazine and puts it into a horizontal position. Four snap-lock clips transport the blank to the forming position. During this transfer glue is applied on the blank. The blank will be forced through the forming unit, after which the sides of tray blank will be simultaneous pressed on all sides. Finally the formed tray exits the machine.


## Precision + Control = Square Cases




**Blank Delivery Control**  
Powered belts precisely govern the delivery speed of the tray blanks. Blank retainers ensure the blanks are spaced correctly.



**Blank Separation**  
Special separators release only the leading blank to the pickup frame and retain the following blanks.



**Blank Pick-up**  
From the magazine a blank is taken with vacuum and put in position. Four snap-lock clips transport the blank to the forming head position.



**Forming Unit**  
The folding unit is fixed in length and width, specified for the required tray.



**Square Tray Forming**  
While the blank is being pressed through the forming unit by the stamp, the sides of the tray are simultaneous folded and glued on 4 sides.



**Flexible to Handle Different Tray Formats**  
Modular machine configuration to handle tray formats and shapes that meet your operational needs.

## Specifications

CRITERIA	TE-D100	TE-D200
Speed	6 Trays per minute Options and application can change the speed	5 Trays per minute Options and application can change the speed
Minimum Tray Outer Dimensions	100 mm L x 180 mm W x 40 mm C (4" L x 7 1/10" W x 1 3/5" C)	100 mm L x 180 mm W x 40 mm C (4" L x 7 1/10" W x 1 3/5" C)
Minimum Tray Blank	320 mm L x 300 mm W (12 3/5" L x 11 4/5" W)	320 mm L x 300 mm W (12 3/5" L x 11 4/5" W)
Maximum Tray Outer Dimensions	260 mm L x 340 mm W x 100 mm C (12 1/4" L x 13 2/5" W x 4" C)	260 mm L x 340 mm W x 200 mm C (12 1/5" L x 13 2/5" W x 7 9/10" C)
Maximum Tray Blank	760 mm L x 600 mm W (29 9/10" L x 23 3/5" W)	960 mm L x 800 mm W (37 4/5" L x 31 1/2" W)
Tray Type	FEFCO 0452/0453	FEFCO 0452/0453
Flute Type	E	E
Wall Type	Single	Single
Standard Sealing Device	Mechanical	Mechanical
Dimensions - Machine	2730 mm L x 1580 mm W x 1800 mm H (107 1/2" L x 62 1/5" W x 70 9/10" H)	2730 mm L x 1780 mm W x 1800 mm H (107 1/2" L x 70" W x 70 9/10" H)
Weight - Machine	±725 kg (±1600lb)	±775 kg (±1700lb)
Electrical Service Choices	3L-PE-400V-50Hz-Neutral 230V, 3-ph, 60Hz, Wye w/Ground	3L-PE-400V-50Hz-Neutral 230V, 3-ph, 60Hz, Wye w/Ground
Pneumatics	6 Bar (80 PSI)	6 Bar (80 PSI)

